

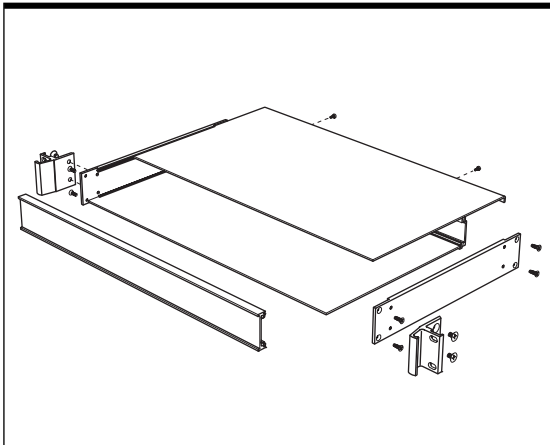
P Style GrayBox™ Enclosures

Technical Data



Recessed slide-in top cover design
for rack-mounted or free-standing applications

WEB/FAX DOCUMENT



P Style Exploded View

Standard sizes: Below
Drawings/dimensions: Pages 2-4
Extrusion cross sections: Page 3
Materials/finishes: Pages 2-3

Standard sizes:
P Style is available from stock in 36 standard sizes as tabulated below. Enclosures for 23-inch racks or other nonstandard sizes are made to order.

Inch Dimensions (in)

HEIGHT	1U = 1.72			2U = 3.47			3U = 5.22		
	FR	HR	QR	FR	HR	QR	FR	HR	QR
6	•	•	•	•	•	•			
8	•	•	•	•	•	•			
10	•	•	•	•	•	•			
12	•	•	•	•	•	•			
14	•	•	•	•	•	•			
16	•	•	•	•	•	•			
18									
20									
22									

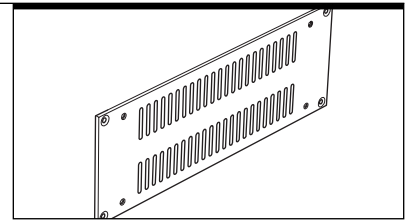
Metric Dimensions (mm)

HEIGHT	1U = 43.7mm			2U = 88.1mm			3U = 132.6mm		
	FR	HR	QR	FR	HR	QR	FR	HR	QR
152.4	•	•	•	•	•	•			
203.2	•	•	•	•	•	•			
254.0	•	•	•	•	•	•			
304.8	•	•	•	•	•	•			
355.6	•	•	•	•	•	•			
406.4	•	•	•	•	•	•			
457.2									
508.0									
558.8									

Sides:

Choice of standard or vented standard. Vented side is shown.

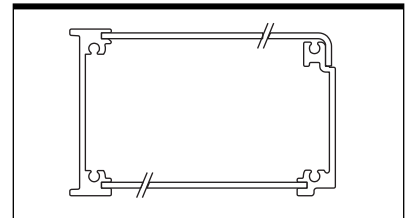
Page 3



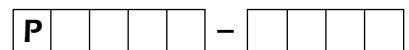
Configuration:

Choice of standard or optional configuration. Standard configuration is shown.

Page 5



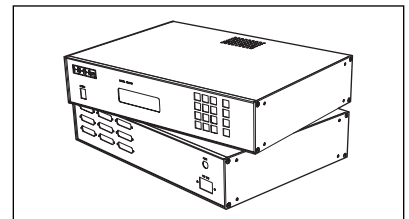
Model Number Designation:



Model numbers for standard enclosures.

Model numbers for customized enclosures and parts.

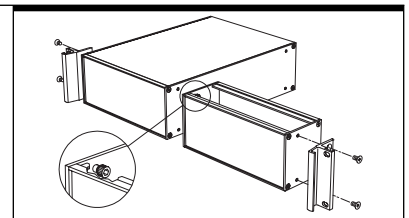
Page 5



Accessories:


- Rack Mounting Kits.
- Rack Adapter Kits.
- Coupling Screws.
- Non-Skid Feet.

Page 6





Top View



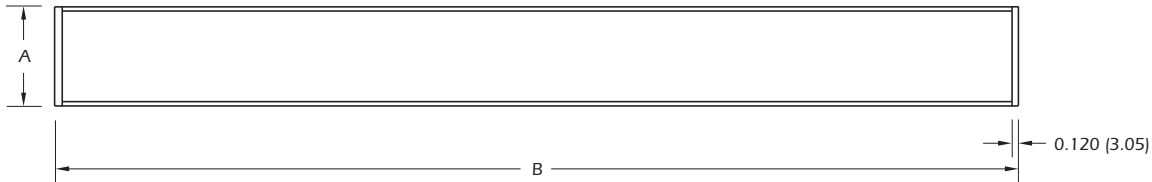
Materials:

Front and Rear Panels:
Aluminum extrusions.

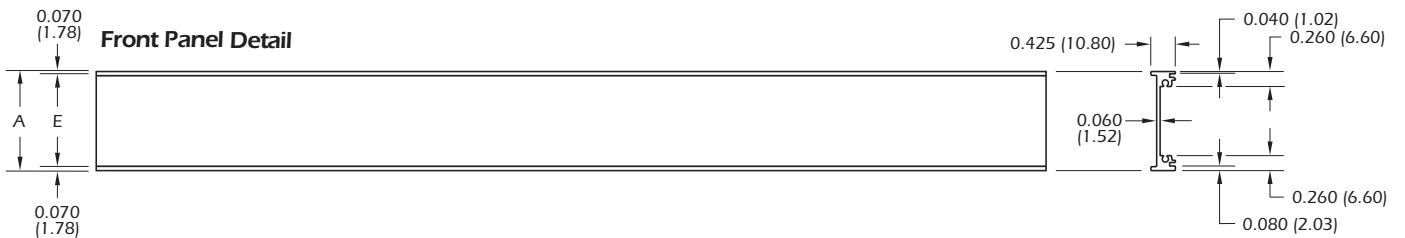
Side Panels:
Aluminum extrusions.

Covers:
Vinyl-clad steel.

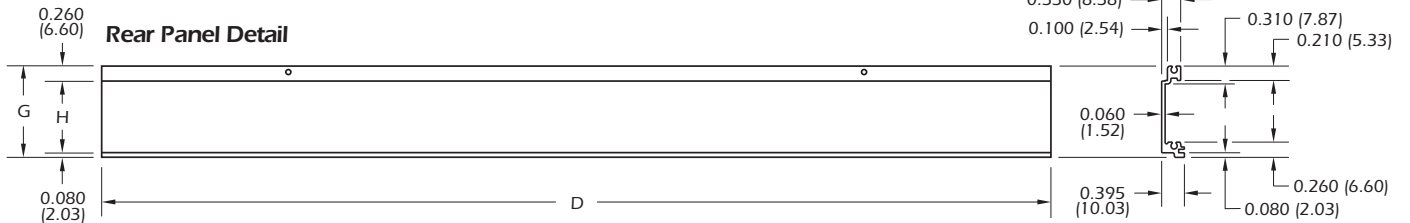
Front View



Front Panel Detail



Rear Panel Detail



Drawing shown is a P1F08 enclosure.

Technical Support

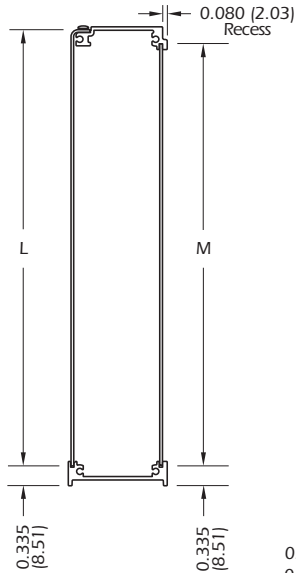
Contact us for assistance and answers to your questions. See page 6 for contact information.



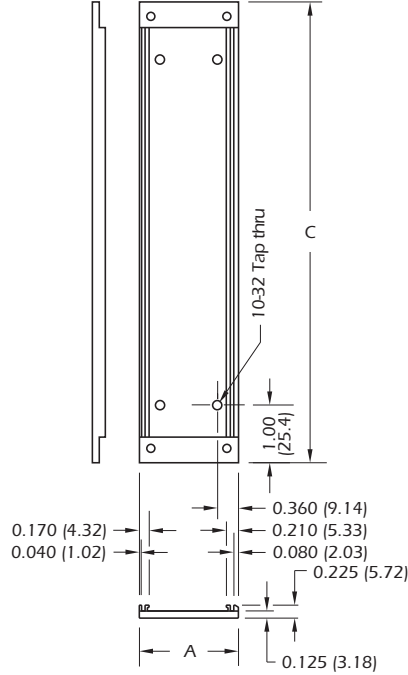
Side View



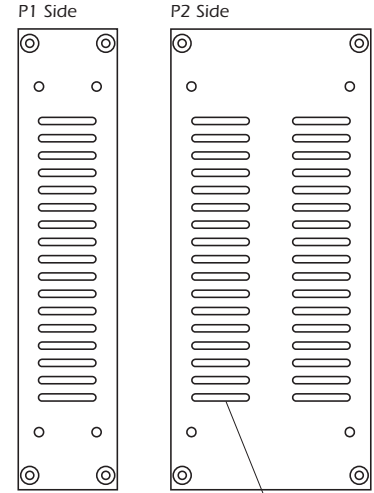
Side View (side panel removed)



Side Panel Detail (inside view)



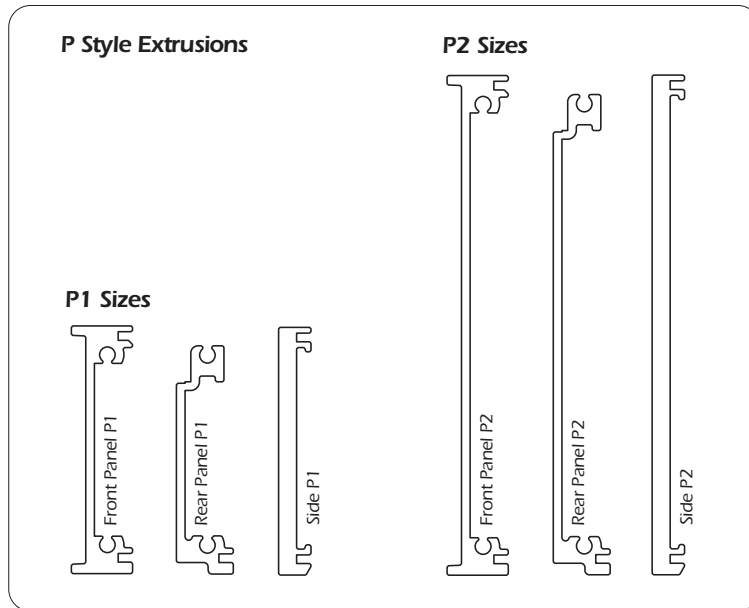
Side Panels with Optional Vent Pattern



1.000 X 0.125 (25.40 X 3.17) obround on 0.300 (7.62) centers

Materials:

Front and Rear Panels: Aluminum extrusions.
Side Panels: Aluminum extrusions.
Covers: Vinyl-clad steel.



Technical Support

Contact us for assistance and answers to your questions. See page 6 for contact information.



Inch Dimensions (in)

Table 1: Outline Dimensions (Stock Sizes)					
Style	A (Height)	B (Width)			C (Depth)
		Full Rack	Half Rack	Quarter Rack	
P1	1.72	16.73	8.37	4.18	6.00 to 16.00 in 2-inch increments
P1	3.47				

Note: Dimensions shown above are stock sizes. Dimensions B and C can be varied to meet customer requirements.

Table 3: Interior Dimensions	
Interior Height	"A" minus 0.210
Interior Width	"B" minus 0.250
Interior Depth	"C" minus 0.250

Note: Extrusions extend slightly into corner areas. See Drawings.

Table 2: Part Dimensions		
Dim	Descriptions	Calculations
A	Enclosure Height	See Table 1
B	Enclosure Width	See Table 1
C	Enclosure Depth	See Table 1
D	Panel Width (Front or Rear)	"B" minus 0.240
E	Front Panel Height between Flanges	"A" minus 0.140
G	Rear Panel Height	"A" minus 0.135
H	Rear Panel Surface Height	"A" minus 0.475
J	Cover Width (Top or Bottom)	"B" minus 0.280
L	Top Cover Depth	"C" minus 0.425
M	Bottom Cover Depth	"C" minus 0.670
T	Cover Thickness (Vinyl-Clad Steel)	0.045

Table 4: Front Panel Overlays (Recommended Dimensions)	
Overlay Height	"A" minus 0.160
Overlay Width	"B" minus 0.250

Metric Dimensions (mm)

Table 1: Outline Dimensions (Stock Sizes)					
Style	A (Height)	B (Width)			C (Depth)
		Full Rack	Half Rack	Quarter Rack	
P1	43.69	424.94	212.60	106.17	152.4 to 406.4 in 50.8 mm increments
P1	88.14				

Note: Dimensions shown above are stock sizes. Dimensions B and C can be varied to meet customer requirements.

Table 3: Interior Dimensions	
Interior Height	"A" minus 5.33
Interior Width	"B" minus 6.35
Interior Depth	"C" minus 6.35

Note: Extrusions extend slightly into corner areas. See Drawings.

Table 2: Part Dimensions		
Dim	Descriptions	Calculations
A	Enclosure Height	See Table 1
B	Enclosure Width	See Table 1
C	Enclosure Depth	See Table 1
D	Panel Width (Front or Rear)	"B" minus 6.10
E	Front Panel Height between Flanges	"A" minus 3.56
G	Rear Panel Height	"A" minus 3.43
H	Rear Panel Surface Height	"A" minus 12.07
J	Cover Width (Top or Bottom)	"B" minus 7.11
L	Top Cover Depth	"C" minus 10.80
M	Bottom Cover Depth	"C" minus 17.02
T	Cover Thickness (Vinyl-Clad Steel)	1.14

Table 4: Front Panel Overlays (Recommended Dimensions)	
Overlay Height	"A" minus 4.06
Overlay Width	"B" minus 6.35

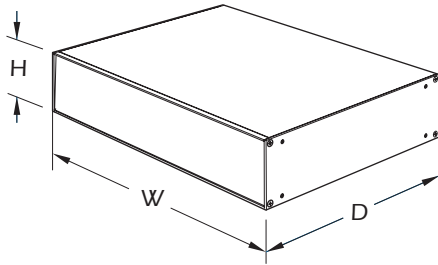
Due to our continuing efforts to enhance our products, we reserve the right to change specifications without notice or obligation.



Model Numbers for Standard Enclosures:

Make your selections for sides, cover color, configuration and finish. Transfer the alpha-numeric codes to the appropriate boxes in the model number below. The resulting model number completely specifies the P Style GrayBox of your choice. The price of this model number can be found on page 3 of our separate GrayBox Price List. Ordering information can be found on page 6 of that same document.

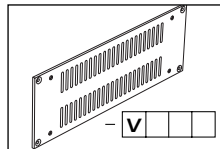
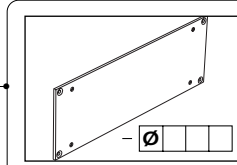
Product Dimensions



Base Configuration

The concept of the base configuration has been created to simplify pricing. If the enclosure consists only of choices from these interconnected boxes, then the price is simply the price shown in the base configuration column of the price list. If the enclosure consists of choices from outside the base configuration boxes, then the price is that of the base configuration plus the marginal cost of the options chosen.

Side Choices

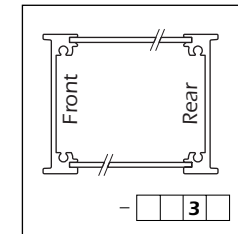
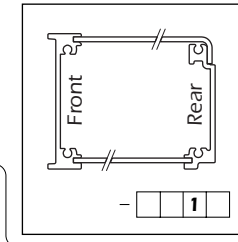


Cover Color Choices

- **T**
Platinum with fine texture.

- **B**
Black with fine texture.

Configuration Choices



Panel/Side Finish Choices

- **A**
Clear Anodize

- **B**
Black Anodize

- **C**
Clear Iridite (special order)

Dimensions - inch (mm)		
Height	Width	Depth
1 = 1 Rack Unit 1.72 (43.7)	F = Full Rack 16.73 (424.9)	06 = 6.00 (152.4)
2 = 2 Rack Units 3.47 (88.1)	H = Half Rack 8.37 (212.6)	08 = 8.00 (203.2)
	Q = Quarter Rack 4.18 (106.2)	10 = 10.00 (254.0)
		12 = 12.00 (304.8)
		14 = 14.00 (355.6)
		16 = 16.00 (406.4)

Side Choices
Base Configuration O = Standard
Option V = Vented standard

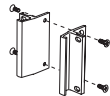
Cover Color Choices
Base Configuration T = Platinum
Option B = Black

Configuration Choices
Base Configuration 1 = Slide-in top covers
Option 3 = Captured top covers

Panel/Side Finish Choices
Base Configuration A = Clear Anodize
Options B = Black Anodize C = Clear Iridite*
* Special order

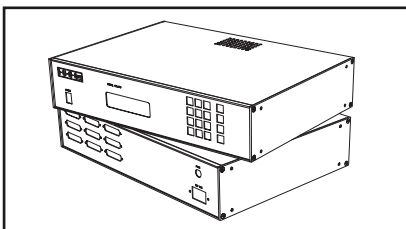
Model Number:

P -



Rack mounting kits are optional accessories. See page 6 for technical and ordering information.

Model and Part Numbers for Customized Enclosures and Parts:



Each **customized enclosure** is assigned a model number in the following format:

P -

Associated with this model number is a bill of materials that identifies each individual part, standard or customized, making up the complete unit. Customized enclosures may be ordered by this model number or by individual part numbers.

Each **customized part** is assigned a part number in the following format:

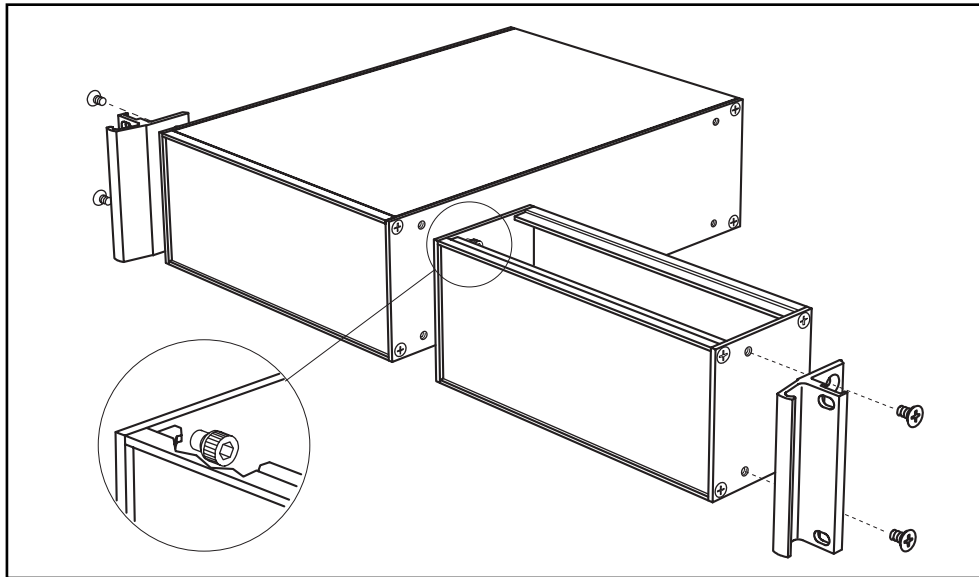
-

This number is assigned when an order is placed. A master drawing, used for manufacture and inspection, is then created for each part. This drawing is submitted for customer approval before the part can be manufactured.



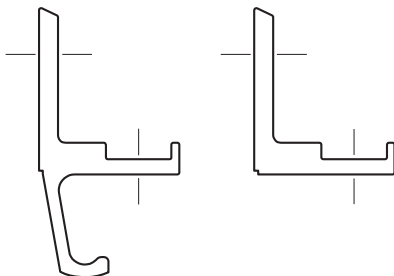
P Style GrayBox

Accessories



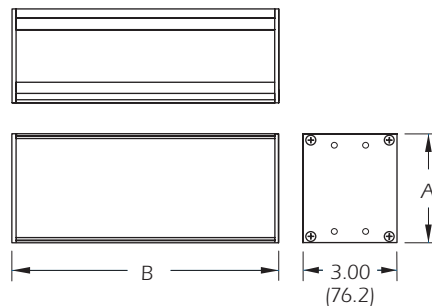
Rack Mounting Kits:

Mount GrayBox Enclosures in standard 19" racks. The rack mount angles are available in two styles – with and without integral handles. Each kit contains two rack mount angles and four screws.



Rack Adapter Kits:

Make sub-rack width enclosures full-rack width. Each kit contains front and rear panels, two side plates, and hardware. Included are two coupling screws. Full-rack units are available for applications such as patch panels.



Rack Mounting Kit Model Numbers		
Height	With Handle	Without Handle
1.72 (43.7)	K1RMH-001A	K1RMX-001A
3.47 (88.1)	K2RMH-001A	K2RMX-001A
5.22 (132.6)	K3RMH-001A	K3RMX-001A

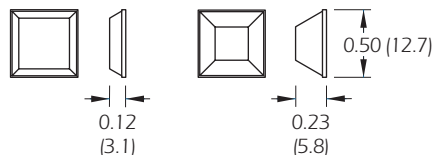
Note: Model numbers shown above have a clear anodize finish. For black anodize, change the last "A" to a "B".

Rack Adapter Kit Model Numbers		
A (Height)	Half Rack B = 8.37 (212.6)	Full Rack B = 16.73 (424.9)
1.72 (43.7)	K1AD2-001A	K1AD4-001A
3.47 (88.1)	K2AD2-001A	K2AD4-001A
5.22 (132.6)	K3AD2-001A	K3AD4-001A

Note: Model numbers shown above have a clear anodize finish. For black anodize, change the last "A" to a "B".

Non-Skid Feet:

Self-adhesive black feet. Sold individually. Model Numbers: KFT12-BLK 0.12 (3.1) tall, KFT23-BLK 0.23 (5.8) tall




Note: Pricing for these accessories can be found on page 5 of our separate GrayBox Price List. Ordering information can be found on page 6 of that same document.

Coupling Screws:

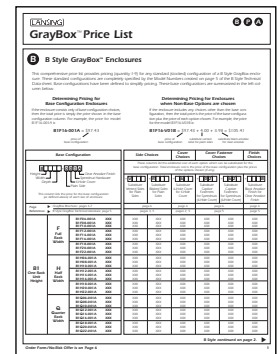
Special shoulder screws that fasten two GrayBox Enclosures side-by-side. Two screws are required at each interface. Sold individually. Model Number: KCOUP



Refer to our **GrayBox Brochure** for detailed narrative and full-color photos.



Price List
Find GrayBox prices.



Order Form/Sample Offer
Place an order or purchase a sample GrayBox at a special introductory no-risk offer price.

Technical Support
Contact us for assistance and answers to your questions.

How to Contact Lansing

Phone: **800-847-3535**
Anywhere in the U.S. or Canada
607-272-3265

Fax: **607-277-1953**

Visit our website: www.lansing-enclosures.com

E-mail: info@lansing-enclosures.com

Mail: **Lansing Instrument Corp.**
PO Box 730
Ithaca, NY 14851-0730

