

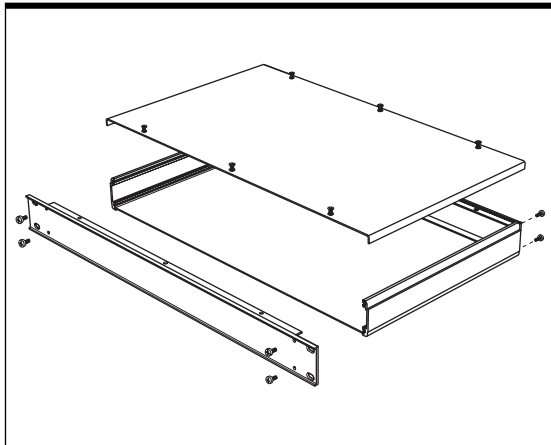
A Style GrayBox™ Enclosures

Technical Data



Integral mounting details and a choice of front panels exclusively for rack-mounted applications

WEB/FAX DOCUMENT



A Style Exploded View

Standard sizes: Below
Drawings/dimensions: Pages 2-4
Extrusion cross sections: Page 3
Materials/finishes: Pages 2-3

Standard sizes:

A Style is available from stock in 18 standard sizes as tabulated below. Enclosures for 23-inch racks or other nonstandard sizes are made to order.

Inch Dimensions (in)

HEIGHT	1U = 1.72			2U = 3.47			3U = 5.22		
	FR 17.67	HR	QR	FR 17.67	HR	QR	FR 17.67	HR	QR
DEPTH	6	▪		▪					
	8	▪		▪					
	10	▪		▪					
	12	▪		▪					
	14	▪		▪					
	16	▪		▪					
	18	▪		▪					
	20	▪		▪					
	22	▪		▪					

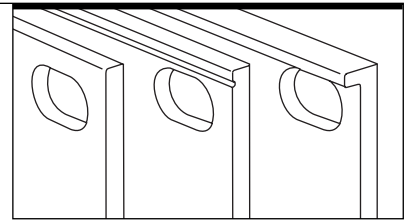
Metric Dimensions (mm)

HEIGHT	1U = 43.7mm			2U = 88.1mm			3U = 132.6mm		
	FR 448.8	HR	QR	FR 448.8	HR	QR	FR 448.8	HR	QR
DEPTH	152.4	▪		▪					
	203.2	▪		▪					
	254.0	▪		▪					
	304.8	▪		▪					
	355.6	▪		▪					
	406.4	▪		▪					
	457.2	▪		▪					
	508.0	▪		▪					
	558.8	▪		▪					

Front Panels:

Choice of three types of front panels.

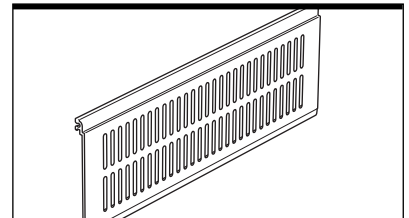
Page 2



Sides:

Choice of standard or vented standard. Vented side is shown.

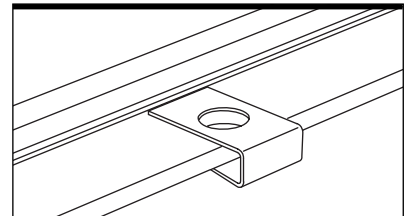
Page 3



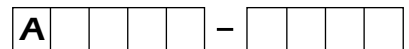
Fasteners:

Choice of standard speednuts (shown) or optional captive nuts.

Page 5



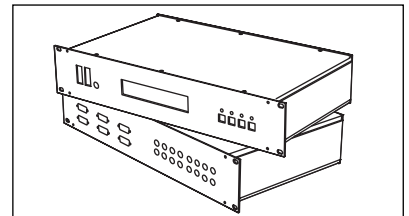
Model Number Designation:



Model numbers for standard enclosures.

Model numbers for customized enclosures and parts.

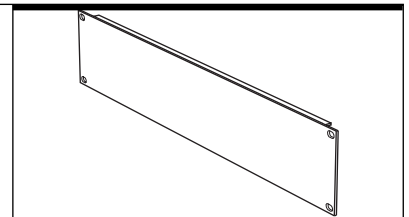
Page 5

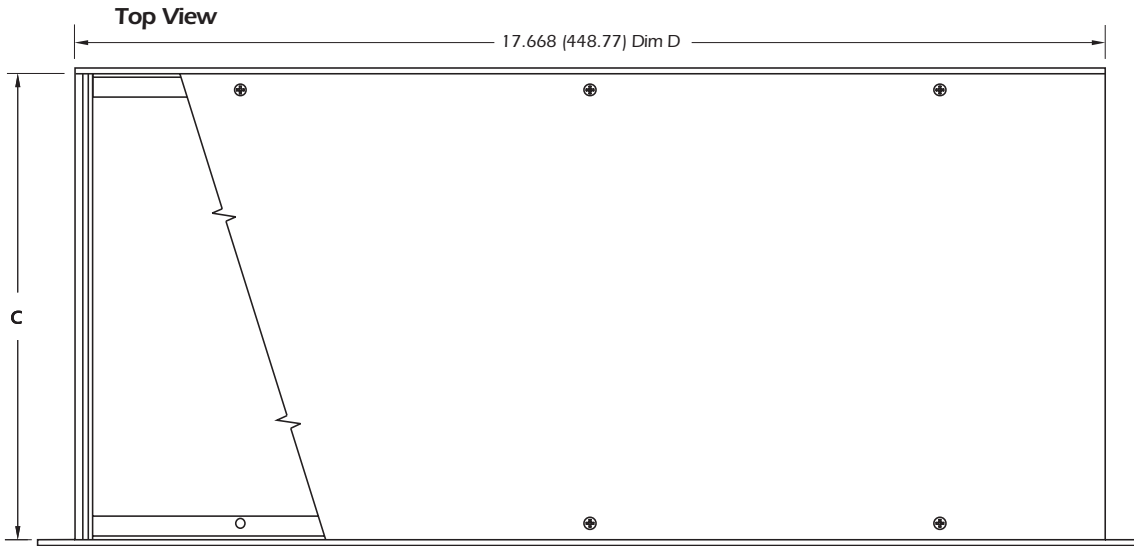


A Style Rack Panels:

Choice of two heights and three panel types.

Page 6






Materials:

Front and Rear Panels:
Aluminum extrusions.

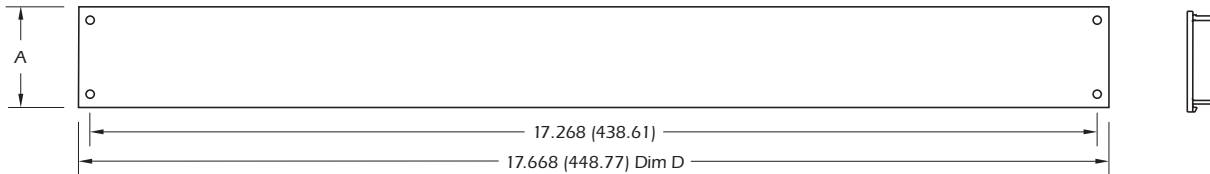
Side Panels:
Aluminum extrusions.

Covers:
Vinyl-clad steel.

Front Panel Details



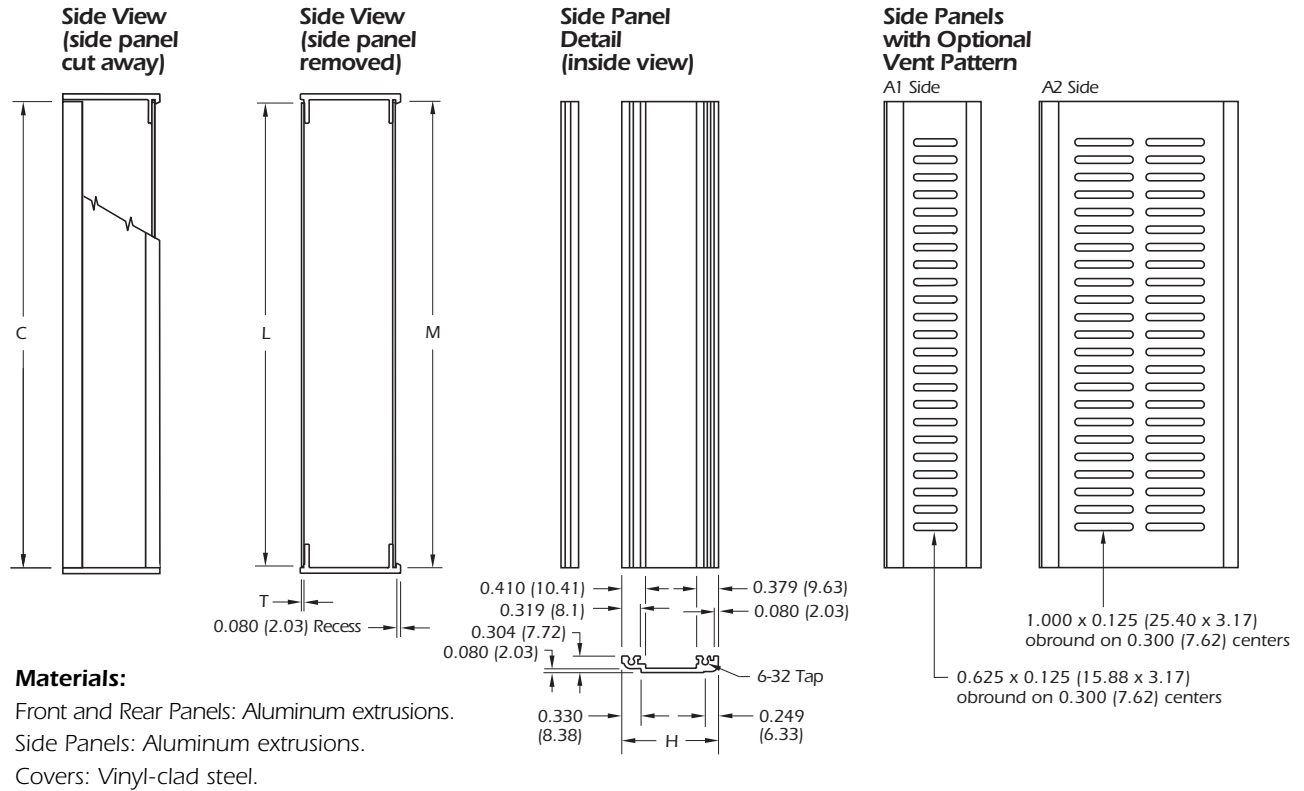
Rear Panel Detail



Drawing shown is an A1 enclosure (8 inches deep).

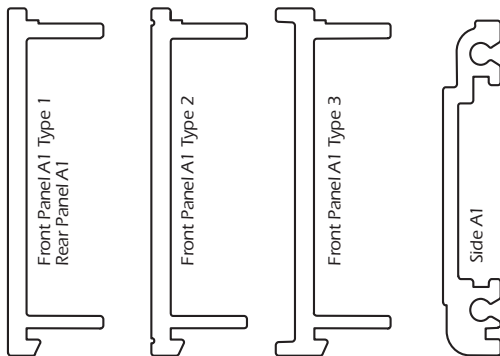
Technical Support

Contact us for assistance and answers to your questions. See page 6 for contact information.

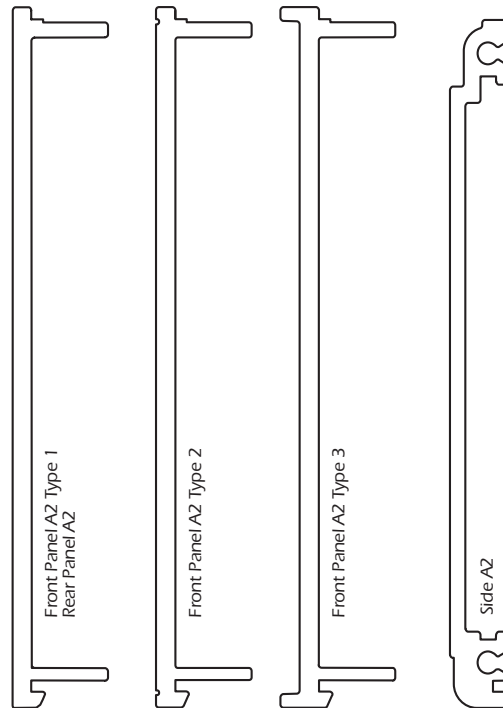


A Style Extrusions

A1 Sizes



A2 Sizes



Technical Support

Contact us for assistance and answers to your questions. See page 6 for contact information.



Inch Dimensions (in)

Table 1: Outline Dimensions (Stock Sizes)				
Style	A (Height)	Full Rack Widths		C (Depth)
		B (Front Panel)	D (Rear Panel)	
A1	1.72	18.950	17.668	6.00 to 22.00 in 2-inch increments
A2	3.47			

Note: Dimensions shown above are stock sizes. Dimensions B, C and D can be varied to meet customer requirements.

Table 2: Part Dimensions		
Dim	Descriptions	Calculations
A	Enclosure Height	See Table 1
B	Enclosure Width (Front Panel)	See Table 1
C	Enclosure Depth	See Table 1
D	Enclosure Width (Rear Panel)	See Table 1
E	Front Panel Height between Flanges*	"A" minus 0.140
G	Front Panel Height between Grooves**	"A" minus 0.170
H	Side Panel Height	"A" minus 0.060
J	Top Cover Width (not shown)	17.62
K	Bottom Cover Width (not shown)	17.20
L	Top Cover Depth	"C" minus 0.030
M	Bottom Cover Depth	"C" minus 0.025
T	Cover Thickness (Vinyl-Clad Steel)	0.045

Table 3: Interior Dimensions	
Interior Height	"A" minus 0.195
Interior Width	17.51
Interior Depth	"C"

Note: Extrusions extend slightly into corner areas. See Drawings.

Table 4: Front Panel Overlay Type 3 Panel Only. (Recommended Dimensions)	
Overlay Height	"A" minus 0.160
Overlay Width	16.93

Note: Recommended overlay width is defined as the distance between spacers less 0.020 clearance.

* Type 3 only - Flanged
** Type 2 only - Grooved

Metric Dimensions (mm)

Table 1: Outline Dimensions (Stock Sizes)				
Style	A (Height)	Full Rack Widths		C (Depth)
		B (Front Panel)	D (Rear Panel)	
A1	43.69	481.33	448.77	152.4 to 558.8 in 50.8 mm increments
A2	88.14			

Note: Dimensions shown above are stock sizes. Dimensions B, C and D can be varied to meet customer requirements.

Table 2: Part Dimensions		
Dim	Descriptions	Calculations
A	Enclosure Height	See Table 1
B	Enclosure Width (Front Panel)	See Table 1
C	Enclosure Depth	See Table 1
D	Enclosure Width (Rear Panel)	See Table 1
E	Front Panel Height between Flanges*	"A" minus 3.56
G	Front Panel Height between Grooves**	"A" minus 4.32
H	Side Panel Height	"A" minus 1.52
J	Top Cover Width (not shown)	447.55
K	Bottom Cover Width (not shown)	436.88
L	Top Cover Depth	"C" minus 0.76
M	Bottom Cover Depth	"C" minus 0.64
T	Cover Thickness (Vinyl-Clad Steel)	1.14

Table 3: Interior Dimensions	
Interior Height	"A" minus 4.95
Interior Width	444.75
Interior Depth	"C"

Note: Extrusions extend slightly into corner areas. See Drawings.

Table 4: Front Panel Overlay Type 3 Panel Only. (Recommended Dimensions)	
Overlay Height	"A" minus 4.06
Overlay Width	430.00

Note: Recommended overlay width is defined as the distance between spacers less 0.50 clearance.

* Type 3 only - Flanged
** Type 2 only - Grooved

Due to our continuing efforts to enhance our products, we reserve the right to change specifications without notice or obligation.

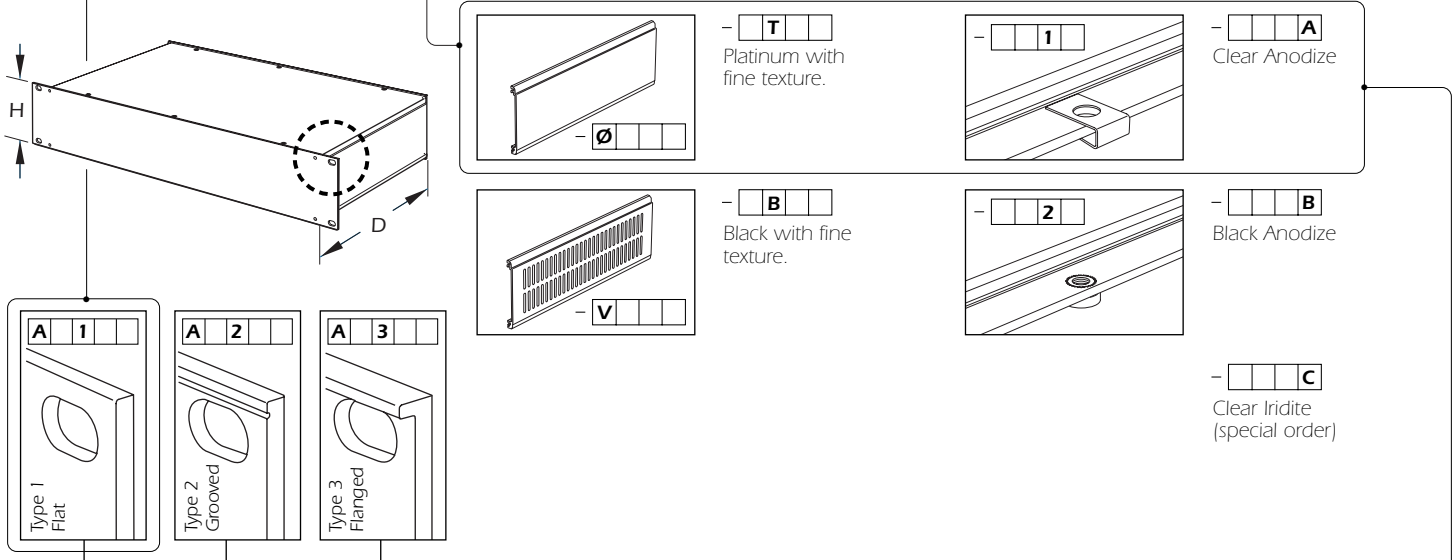


Model Numbers for Standard Enclosures:


Make your selections for front panel type, sides, cover color, fasteners and finish. Transfer the alpha-numeric codes to the appropriate boxes in the model number below. The resulting model number completely specifies the A Style GrayBox of your choice. The price of this model number can be found on page 4 of our separate GrayBox Price List. Ordering information can be found on page 6 of that same document.

Product Dimensions and Front Panel Choices → **Side Choices** → **Cover Color Choices** → **Cover Fastener Choices** → **Panel/Side Finish Choices**

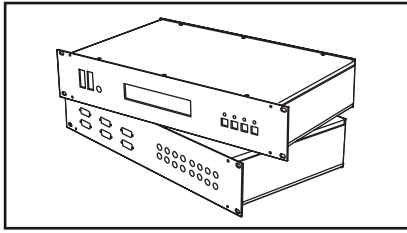
Base Configuration
The concept of the base configuration has been created to simplify pricing. If the enclosure consists only of choices from these interconnected boxes, then the price is simply the price shown in the base configuration column of the price list. If the enclosure consists of choices from outside the base configuration boxes, then the price is that of the base configuration plus the marginal cost of the options chosen.



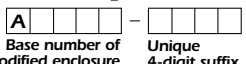
Height inch (mm)	Front Panel Type	Depth inch (mm)	Side Choices	Cover Color Choices	Cover Fastener Choices	Panel/Side Finish Choices
1 = 1 Rack Unit 1.72 (43.7) 2 = 2 Rack Units 3.47 (88.1)	1 = Type 1 2 = Type 2 3 = Type 3	06 = 6.00 (152.4) 08 = 8.00 (203.2) 10 = 10.00 (254.0) 12 = 12.00 (304.8) 14 = 14.00 (355.6) 16 = 16.00 (406.4) 18 = 18.00 (457.2) 20 = 20.00 (508.0) 22 = 22.00 (558.3)	Base Configuration Ø = Standard Option V = Vented standard	Base Configuration T = Platinum Option B = Black	Base Configuration 1 = Speednuts Option 2 = Captive Nuts (replace speednuts)	Base Configuration A = Clear Anodize Options B = Black Anodize C = Clear Iridite* * Special order



Model and Part Numbers for Customized Enclosures and Parts:

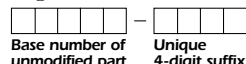


Each **customized enclosure** is assigned a model number in the following format:



Associated with this model number is a bill of materials that identifies each individual part, standard or customized, making up the complete unit. Customized enclosures may be ordered by this model number or by individual part numbers.

Each **customized part** is assigned a part number in the following format:



This number is assigned when an order is placed. A master drawing, used for manufacture and inspection, is then created for each part. This drawing is submitted for customer approval before the part can be manufactured.



A Style Rack Panels


Blank Rack Panels for standard 19-inch racks are available in any of the three types of the A Style front panel extrusions. Types 1 and 2 Rack Panels have a flat exterior surface. Type 3, characterized by a recessed and flanged exterior surface, is supplied with two mounting spacers to compensate for the recess. Cross sections of the respective extrusions can be found on page 3. The model number associated with each panel is for a clear anodize finish. For black anodize, change the last "A" to a "B".



Top View


1.72" (43.69) Height Configurations:

K1RP1-001A




Type 1

K1RP2-001A



Type 2


K1RP3-001A



Type 3


3.47" (88.14) Height Configurations:

K2RP1-001A




Type 1

K2RP2-001A



Type 2

K2RP3-001A



Type 3


18.95 (481.3)
for standard 19-inch rack

Note:
Pricing for the A Style Rack Panels can be found on page 5 of our separate GrayBox Price List. Ordering information can be found on page 6 of that same document.

Refer to our **GrayBox Brochure** for detailed narrative and full-color photos.



Price List
Find GrayBox prices.



Order Form/Sample Offer
Place an order or purchase a sample GrayBox at a special introductory no-risk offer price.

Technical Support
Contact us for assistance and answers to your questions.

How to Contact Lansing



Phone:
800-847-3535
Anywhere in the U.S. or Canada
607-272-3265



Fax:
607-277-1953



Visit our website:
www.lansing-enclosures.com
E-mail:
info@lansing-enclosures.com



Mail:
Lansing Instrument Corp.
PO Box 730
Ithaca, NY 14851-0730

